


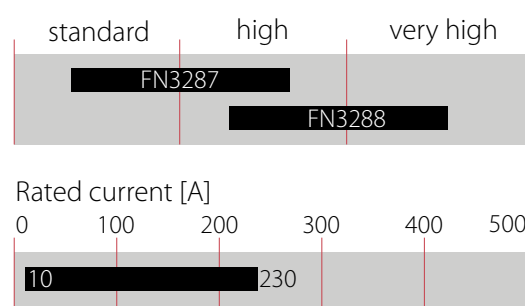
# Smallest book-style EMC/RFI Filter for Inverter and Power Drive Systems



- Standard and high performance EMC solution
- Footprint space-saving book-style housing
- Solid safety connector blocks
- Standard attenuation performance FN3287, high performance versions available with FN3288
- Versions with low leakage current
- SCCR 100 kA



### Performance indicators



## Technical Specifications

<b>Maximum continuous operating voltage</b>	3x530/305 VAC
<b>Nominal operating voltage</b>	480 VAC
<b>Rated currents</b>	10 to 230 A 10 to 230 A @ 50°C
<b>Overload capability</b>	6x rated current for 1 sec, once per hour 1.5x rated current for 1 minute, once per hour
<b>Operating frequency</b>	DC to 60 Hz
<b>High potential test voltage</b>	P -> E 2260 VDC for 2 s P -> P 2280 VDC for 2 s
<b>Overtoltage category</b>	III acc. IEC 60664-1
<b>Pollution degree</b>	3 acc. IEC 60664-1
<b>Temperature range (operation and storage)</b>	-40°C to +100°C (with current derating >50°C)
<b>Climatic category</b>	40/100/21 acc. to IEC 60068-1
<b>Protection category</b>	IP 20 acc. to IEC 60529
<b>Flammability corresponding to</b>	UL 94 V-0
<b>Vibration and shock</b>	3M4 (operation) 2M2 (transport) acc. to IEC 60721-3-3 IEC 60721-3-2
<b>Design corresponding to</b>	UL 60939-3, IEC 60939-3
<b>SCCR**</b>	100 kA acc. to UL508 - high fault current
<b>Compliance with insulation requirement</b>	> 1MΩ acc. to IEC 60204-1
<b>MTBF (Mil-HB-217F)</b>	>200,000 h @ 50°C/480 V

\*\* SCCR (High Fault Current acc UL508): 100 kA, with overcurrent protection of J-Type current limiting fuses. Fuse rating shall not exceed 150% of filter current rating.

### Approvals & Compliances



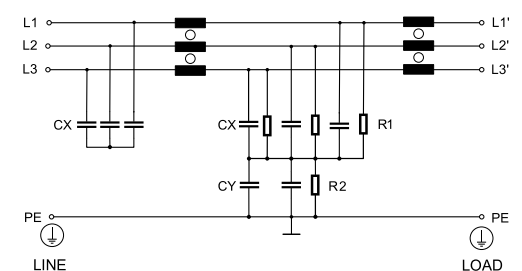
### Features and Benefits

- FN3287 series of filters provides state-of-the-art EMI attenuation based on an innovative filter topology. They help to ensure compliance with Class C2 or even C1 limits.
- The slim book-style shape allows a convenient and space-saving installation next to inverters, converters or motor drives.
- The compact FN3287 filter from 10 to 230A are designed for the most diverse applications worldwide, including machinery and machine tools.
- Low leakage current filter versions help to fulfill tough requirements (e.g. 0.1 mA) in respect of leakage current limitation.





































### Typical Applications

- Three-phase variable speed drives and power drive systems (PDS)
- Machine tool and machinery equipment
- General energy conversion devices (inverters, converters)
- Process automation equipment
- Three-phase power supplies
- Low-leakage current requirements

### Typical electrical schematic



## Filter Selection Table

Filter	Buy	Rated current @ 50°C (40°C) [A]	Typical drive Power rating** [kW]	Leakage current***									Power loss @ 25°C [W]	Terminal Type	Weight [kg]	Frame	
				@ 530 VAC/50 Hz [mA]													
				C35	C34	C33	C28	C27	C26	C21	C17	C13					
<b>Capacitor option *C..</b>																	
<b>Standard performance:</b>																	
FN3287-10-44-C..-R65		10 (11)	6				3.7			2.2	0.4			7.5	-44	0.7	Q
FN3287-16-44-C..-R65		16 (17)	9			4.3				2.4	0.4			9.5	-44	0.8	R
FN3287-20-33-C..-R65		20 (22)	12			4.9				2.5	0.4			10.0	-33	0.9	S
FN3287-25-33-C..-R65		25 (27)	15			4.9				2.5	0.4			11.4	-33	1.0	S
FN3287-40-33-C..-R65		40 (44)	24			4.9				2.5	0.4			22.6	-33	1.5	T
FN3287-50-53-C..-R65		50 (55)	29			4.9				2.5	0.4			28.5	-53	2.1	U
FN3287-63-53-C..-R65		63 (69)	38			4.9				2.5	0.4			36.9	-53	2.2	U
FN3287-80-34-C..-R65		80 (88)	47			5.6				2.7	0.4			32.6	-34	3.4	F
FN3287-100-35-C..-R65		100 (110)	59			5.6				2.7	0.4			33.0	-35	4.2	G
FN3287-125-35-C..-R65		125 (137)	74			5.6				2.7	0.4			37.5	-35	4.6	G
FN3287-160-40-C..-R65		160 (175)	94			5.6				2.7	0.4			38.4	-40	6.0	H
FN3287-230-40-C..-R65		230 (230)	135			5.9				2.7	0.4			47.6	-40	8.8	V
<b>High performance:</b>																	
FN3288-10-44-C..-R65		10 (11)	6		5.9					2.5	0.4	0.1		7.1	-44	0.8	A
FN3288-16-44-C..-R65		16 (17)	9	6.0						2.5	0.4	0.1		10.5	-44	1.0	B
FN3288-20-33-C..-R65		20 (22)	12	6.0						2.5	0.4	0.1		10.7	-33	1.2	C
FN3288-25-33-C..-R65		25 (27)	15	6.0						2.5	0.4	0.1		17.8	-33	1.2	C
FN3288-40-33-C..-R65		40 (44)	24	6.0				3.5		0.4	0.1			21.6	-33	1.8	D
FN3288-50-53-C..-R65		50 (55)	29	6.6						2.6	0.4	0.1		32.3	-53	2.5	E
FN3288-63-53-C..-R65		63 (69)	38	6.6						2.6	0.4	0.1		39.3	-53	2.7	E
FN3288-80-34-C..-R65		80 (88)	47	7.1						2.7	0.4	0.1		28.8	-34	4.3	F
FN3288-100-35-C..-R65		100 (110)	59	7.1						2.7	0.4	0.1		36.0	-35	5.1	G
FN3288-125-35-C..-R65		125 (137)	74	7.1						2.7	0.4	0.1		42.2	-35	5.0	G
FN3288-160-40-C..-R65		160 (175)	94	7.1						2.7	0.4	0.1		46.1	-40	6.6	H
FN3288-230-40-C..-R65		230 (230)	135	7.5						2.7	0.4	0.1		47.6	-40	9.3	V
<b>HP for IT power networks****:</b>																	
FN3288IT-10-44-C..-R60		10 (11)	6		5.9									6.2	-44	1.1	I
FN3288IT-16-44-C..-R60		16 (17)	9		5.9									9.7	-44	1.3	J
FN3288IT-20-33-C..-R60		20 (22)	12		5.9									13.2	-33	1.6	K
FN3288IT-25-33-C..-R60		25 (27)	15		5.9									15.6	-33	1.6	K
FN3288IT-40-33-C..-R60		40 (44)	24		5.9									18.7	-33	2.8	L
FN3288IT-50-53-C..-R60		50 (55)	29		6.5									27.0	-53	2.8	M
FN3288IT-63-53-C..-R60		63 (69)	37		6.5									34.5	-53	2.9	M
FN3288IT-80-34-C..-R60		80 (88)	47		7.0									28.8	-34	4.6	N
FN3288IT-100-35-C..-R60		100 (110)	59		7.0									33.0	-35	5.4	O
FN3288IT-125-35-C..-R60		125 (137)	74		7.0									42.2	-35	5.3	O
FN3288IT-160-40-C..-R60		160 (175)	94		7.0									46.1	-40	6.9	P
FN3288IT-230-40-C..-R60		230 (230)	135		7.0							0.02		47.6	-40	9.3	V

\* Replace C.. with corresponding listed C35, C34, C33, C28, C27, C26, C21, C17 or C13.

\*\* Typical power rating at 400 VAC for FN3287 and FN3288 with  $\cos \phi = 0.85$ . The exact value depends upon the efficiency of the drive, the motor and the entire application.

\*\*\* Standardized calculated leakage current acc. IEC 60939 under normal operating conditions (FN3287, FN3288 and FN3288 IT at 530 VAC).

\*\*\*\* These filters may be operated in IT system as long as the operation conditions and possible short circuit/fault (earth connection of one conductor) occurs between the supply (line side) and the filter. The filters are not designed for short circuit/faults occurring between converter and motor.

### Filter Selection Table

Filter	Buy	Rated current @ 50°C (40°C)  [A]	Typical drive Power rating**  [kW]	Leakage current*** @ 760 VAC/50 Hz  [mA]								Power loss @ 25°C  [W]	Terminal Type	Weight  [kg]	Frame		
				C44	C43	C42	C36	C34	C26	C25	C24					C17	
<b>Capacitor option * C..</b>																	
<b>High voltage versions:</b>																	
FN3288HV-10-44-C..-R65		10 (11)	10					8.4				1.8		7.0	-44	1.2	I
FN3288HV-16-44-C..-R65		16 (17)	16					8.4		2.5				10.8	-44	1.5	J
FN3288HV-20-33-C..-R65		20 (22)	20				10.9			2.5				12.6	-33	1.8	K
FN3288HV-25-33-C..-R65		25 (27)	25				10.9			2.5				14.6	-33	1.9	K
FN3288HV-40-33-C..-R65		40 (44)	41				12.4			2.6				19.2	-33	2.9	L
FN3288HV-50-53-C..-R65		50 (55)	51				12.4			2.6				29.3	-53	3.3	M
FN3288HV-63-53-C..-R65		63 (69)	64				12.4			2.6				38.1	-53	3.5	M
FN3288HV-80-34-C..-R65		80 (88)	81				12.4			2.6				28.8	-34	4.9	N
FN3288HV-100-35-C..-R65		100 (110)	101				12.4			2.6				33.0	-35	5.8	O
FN3288HV-125-35-C..-R65		125 (137)	127				12.4			2.6				42.0	-35	5.9	O
FN3288HV-160-40-C..-R65		160 (175)	162				12.4			2.6				46.1	-40	7.2	P
FN3288HV-230-40-C..-R65		230 (230)	233				12.4			2.6		0.1		47.6	-40	9.3	V
<b>HV for IT power networks****:</b>																	
FN3288HVIT-10-44-C..-R60		10 (11)	10			4.6				3.6				7.0	-44	1.2	I
FN3288HVIT-16-44-C..-R60		16 (17)	16		6.8					3.7				10.8	-44	1.5	J
FN3288HVIT-20-33-C..-R60		20 (22)	20		6.8					3.7				12.6	-33	1.8	K
FN3288HVIT-25-33-C..-R60		25 (27)	25		6.8					3.7				14.6	-33	1.9	K
FN3288HVIT-40-33-C..-R60		40 (44)	41		6.8					3.7				19.2	-33	2.9	L
FN3288HVIT-50-53-C..-R60		50 (55)	51		6.8					3.7				29.3	-53	3.3	M
FN3288HVIT-63-53-C..-R60		63 (69)	64		6.8					3.7				38.1	-53	3.5	M
FN3288HVIT-80-34-C..-R60		80 (88)	81		6.8					3.7				28.8	-34	4.9	N
FN3288HVIT-100-35-C..-R60		100 (110)	101		6.8					3.7				33.0	-35	5.8	O
FN3288HVIT-125-35-C..-R60		125 (137)	127	5.9						3.7				42.2	-35	5.9	O
FN3288HVIT-160-40-C..-R60		160 (175)	162		6.8					3.7				46.1	-40	7.2	P
FN3288HVIT-230-40-C..-R60		230 (230)	233					12.4	3.7					47.1	-40	9.3	V

\* Replace C.. with corresponding listed C44, C43, C42, C36, C34, C26, C25, C24 or C17.

\*\* Typical power rating (400 VAC for FN3287 and FN3288 / 690 VAC for FN3288 HV and FN3288 HVIT) with cos phi=0.85. The exact value depends upon the efficiency of the drive, the motor and the entire application.

\*\*\* Standardized calculated leakage current acc. IEC 60939 under normal operating conditions (FN3288 HV and FN3288 HVIT at 760 VAC).

\*\*\*\* These filters may be operated in IT system as long as the operation conditions and possible short circuit/fault (earth connection of one conductor) occurs between the supply (line side) and the filter. The filters are not designed for short circuit/faults occurring between converter and motor.

### Distribution Inventory

Up-to-date inventory levels for global distributors is available at

<https://products.schaffner.com/stock>



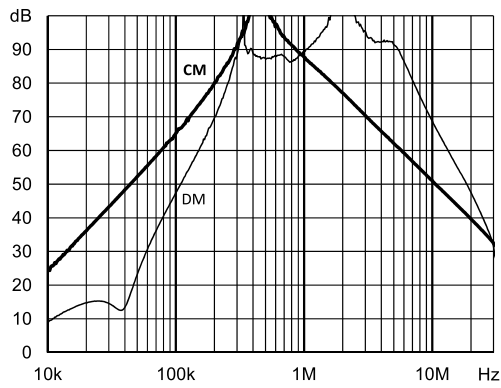


### Typical Filter Attenuation – FN3288 High Performance

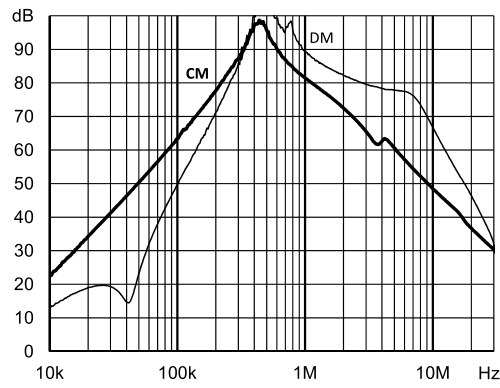
(FN3288 high performance version with standard leakage current)

Per CISPR 17: symmetrical 50 Ω/50 Ω -> Differential Mode (DM); asymmetrical 50 Ω/50 Ω -> Common Mode (CM)

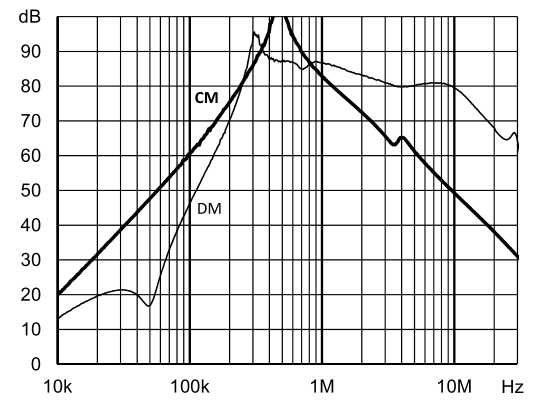
FN3288-10-44-C34-R65



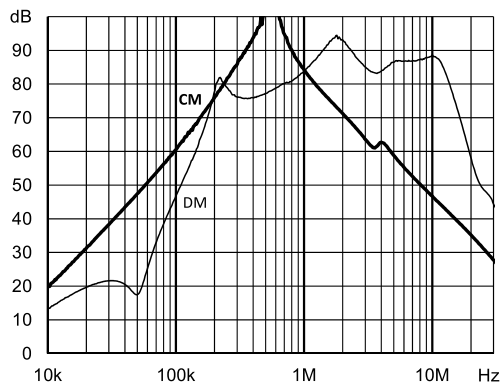
FN3288-16-44-C35-R65



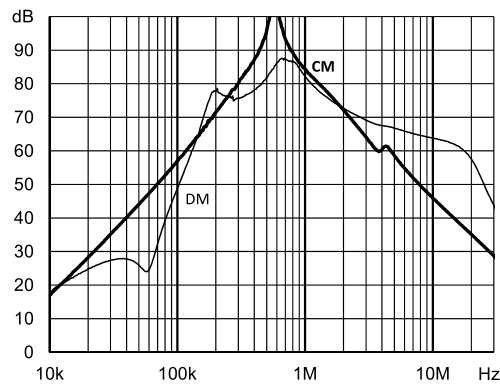
FN3288-20-33-C35-R65



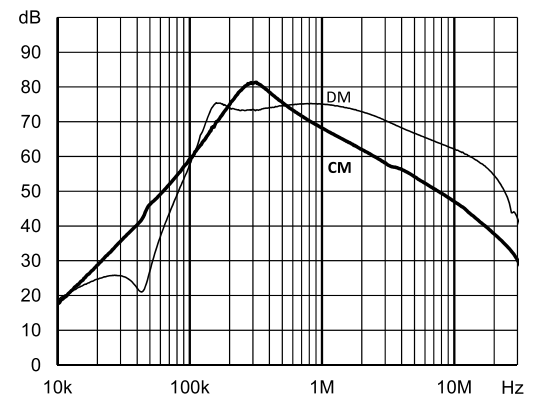
FN3288-25-33-C35-R65



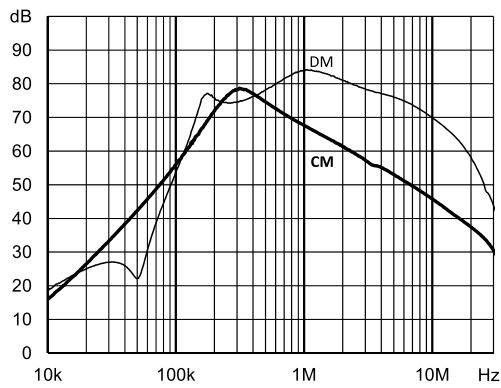
FN3288-40-33-C35-R65



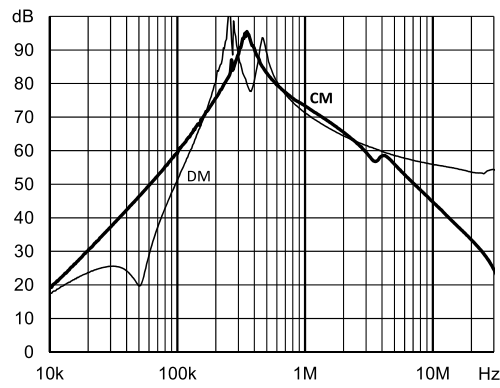
FN3288-50-53-C35-R65



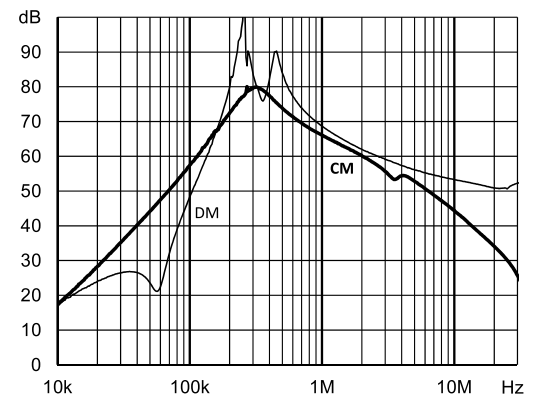
FN3288-63-53-C35-R65



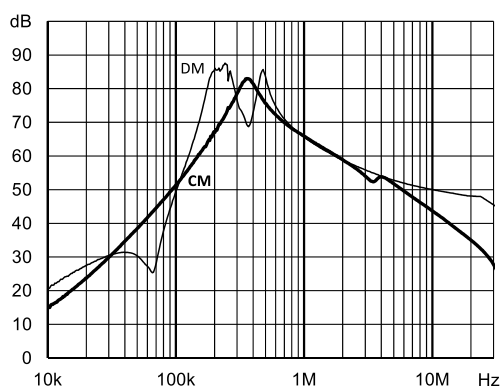
FN3288-80-34-C35-R65



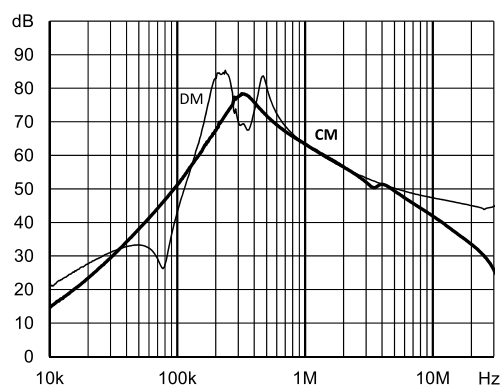
FN3288-100-35-C35-R65



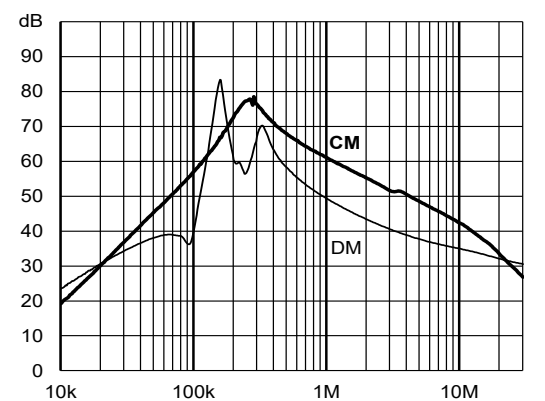
FN3288-125-35-C35-R65



FN3288-160-40-C35-R65

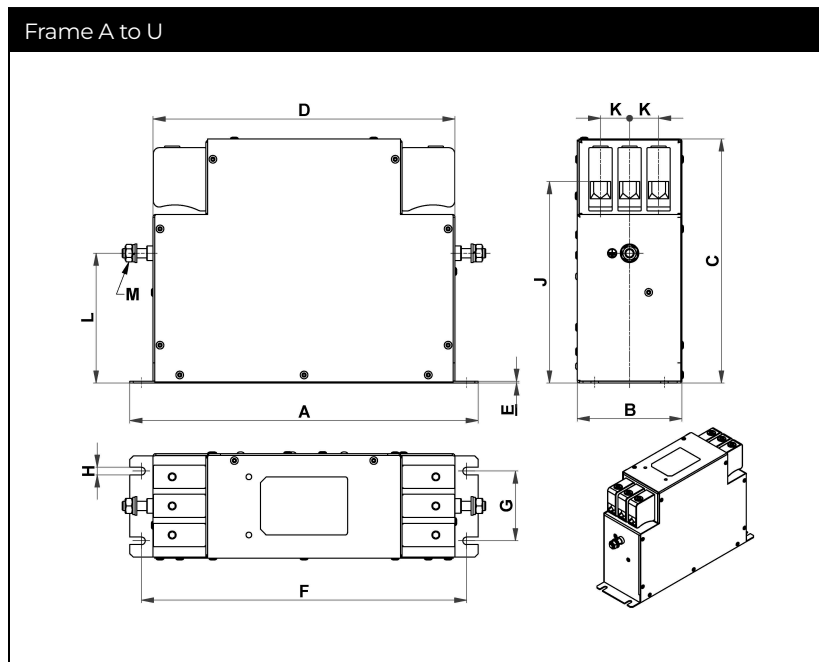


FN3288-230-40-C35-R65





## Mechanical Data



## Dimensions\*

Frame	A	B	C	D	E	F	G	H	J+/-2	K	L+/-1	M**
A	185	40	120	157	0.8	175	20	4.5	102	11	76	M5
B	195	45	140	164	0.8	180	25	5.4	122	11	93	M5
C	210	45	145	174	0.8	195	25	5.4	126	13	96	M5
D	235	50	168	207	1.0	220	30	5.4	149	13	115	M6
E	255	65	180	226	1.0	240	45	5.4	156	16	120	M6
F	290	80	205	250	1.2	270	50	6.5	172	22	110	M6
G	300	90	210	260	1.5	280	60	6.5	173	25	112	M8
H	310	100	225	270	1.5	290	70	6.5	183	28	110	M10
I	230	50	132	203	0.8	220	30	4.5	114	12.5	88	M5
J	230	55	159	198	0.8	215	35	5.4	141	13	112	M5
K	245	55	167	212	0.8	230	35	5.4	148	13	118	M5
L	265	60	191	237	1.0	250	40	5.4	172	13	135	M6
M	265	70	194	237	1.0	250	50	5.4	170	16	133	M6
N	310	95	220	270	1.2	290	65	6.5	187	22	125	M6
O	320	95	230	280	1.5	300	65	6.5	192	25	127	M8
P	330	100	240	290	1.5	310	70	6.5	198	30	127	M10
Q	180	40	112	153	0.8	170	20	4.5	94	11	68	M5
R	200	45	120	170	0.8	185	25	5.4	102	11	76	M5
S	205	45	132	173	0.8	190	25	5.4	113	13	83	M5
T	215	50	147	185	1.0	200	30	5.4	128	13	95	M6
U	220	65	180	186	1.0	205	45	5.4	156	16	120	M6
V	350	105	240	310	1.5	330	70	6.5	190	30.5	125	M10

\* All dimensions in mm. For dimensions without stated tolerances: ISO 2768-m/EN 22768-m

\*\* Earth screw torque: M5 2.0-2.2 Nm; M6 3.5-4.0 Nm; M8 8.0-9.0 Nm; M10 15-17 Nm

## Filter Input/Output Connector Cross Sections

	-44	-33	-53	-34	-35	-40
<b>Solid wire</b>	0.5-10 mm <sup>2</sup>	0.5-16 mm <sup>2</sup>	0.5-16 mm <sup>2</sup>	6-35 mm <sup>2</sup>	10-50 mm <sup>2</sup>	25-95 mm <sup>2</sup>
<b>Flex wire</b>	0.5-6 mm <sup>2</sup>	0.5-10 mm <sup>2</sup>	0.5-16 mm <sup>2</sup>	6-25 mm <sup>2</sup>	16-50 mm <sup>2</sup>	25-95 mm <sup>2</sup>
<b>Flex wire AWG</b>	AWG 20-8	AWG 22-6	AWG 20-4	AWG 6-2	AWG 6-1/0	AWG 0-4/0
<b>Recommended torque</b>	1.0-1.2 Nm	1.5-1.8 Nm	2.0-2.3 Nm	4.0-4.5 Nm	7.0-8.0 Nm	17-20 Nm

Please visit [www.schaffner.com](http://www.schaffner.com) to find more details on filter connectors.

## Accessories



## Headquarters, Global Innovation and Development

### Switzerland

#### Schaffner Group

Industrie Nord  
Nordstrasse 5  
4542  
Luterbach  
+41 32 681 66 26  
[info@schaffner.com](mailto:info@schaffner.com)

## Sales and Application Centers

### Finland

#### Schaffner Oy

Lohjanharjuntie 1109  
08500  
Lohja  
+ 358 50 468 72 84  
[finlandsales@schaffner.com](mailto:finlandsales@schaffner.com)

### France

#### Schaffner EMC S.A.S.

16-20 Rue Louis Rameau  
95875  
Bezons  
+33 1 34 34 30 60  
[francesales@schaffner.com](mailto:francesales@schaffner.com)

### Germany

#### Schaffner Deutschland GmbH

Ohiostr. 8  
76149  
Karlsruhe  
+49 721 56910  
[germanysales@schaffner.com](mailto:germanysales@schaffner.com)

### Italy

#### Schaffner EMC S.r.l.

Via Ticino, 30  
20900  
Monza (MB)  
+39 335 120 44 32  
[italysales@schaffner.com](mailto:italysales@schaffner.com)

### Japan

#### Schaffner EMC K.K.

ISM Sangenjaya 7F  
1-32-12 Kamiyama Setagaya-ku  
154-0011  
Tokyo  
+81 3 5712 3650  
[japansales@schaffner.com](mailto:japansales@schaffner.com)

### Sweden

#### Schaffner EMC AB

Östermalmströgrg 1  
114 42  
Stockholm  
+46 8 5050 2425  
[swedensales@schaffner.com](mailto:swedensales@schaffner.com)

### Switzerland

#### Schaffner EMV AG

Industrie Nord  
Nordstrasse 5  
4542  
Luterbach  
+41 32 681 66 26  
[switzerlandsales@schaffner.com](mailto:switzerlandsales@schaffner.com)

### India

#### Schaffner India Pvt. Ltd

Regus World Trade Centre  
WTC 22nd Floor Unit No 2238 Brigade  
Gateway Campus 26/1 Dr. Rajkumar Road  
Malleshwaram (W)  
560055  
Bangalore  
+91 8067935355  
[indiasales@schaffner.com](mailto:indiasales@schaffner.com)

### United Kingdom

#### Schaffner Ltd.

Suite 1 Oakmede Place  
Terrace Road  
RG42 4JF  
Binfield  
+44 118 9770070  
[schaffner.uksales@te.com](mailto:schaffner.uksales@te.com)

### United States

#### Schaffner EMC Inc.

52 Mayfield Avenue  
Edison, New Jersey  
+1 732 225 9533  
[usasales@schaffner.com](mailto:usasales@schaffner.com)

To find your local partner within Schaffner's global network [schaffner.com](http://schaffner.com)

© 2025 Schaffner Group

The content of this document has been carefully checked and understood. However, neither Schaffner nor its subsidiaries assume any liability whatsoever for any errors or inaccuracies of this document and the consequences thereof. Published specifications are subject to change without notice. Product suitability for any area of application must ultimately be determined by the customer. In all cases, products must never be operated outside their published specifications. Schaffner does not guarantee the availability of all published products. This disclaimer shall be governed by substantive Swiss law and resulting disputes shall be settled by the courts at the place of business of Schaffner Holding AG. Latest publications and a complete disclaimer can be downloaded from the Schaffner website. All trademarks recognized.