

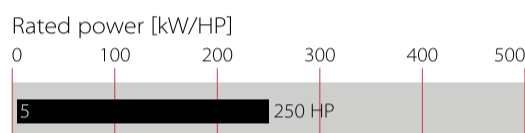
Ecosine 400-480 VAC 60 Hz Economy Passive Harmonic Filters



- Economy line of passive harmonic filters for THDi <10%
- Help to comply with EN 61000-3-12, IEEE-519 and other PQ standards
- Support an efficient utilization of electrical system capacity
- Ideal for motor drives with 6-pulse rectifier front-end
- Suitable for diode and thyristor (SCR) rectifiers applications



Performance indicators



Approvals & Compliances



Features and Benefits

FN3418 (60 Hz) models of the Ecosine product family represent the very compact economy line with a THID performance of >10% (with Ldc).

They are ideal for non-linear three-phase equipment with B6 rectifier front-end that do not require the industry leading >5% THID performance provided by Schaffner Ecosine Evo series.

The performance is still sufficient to comply with EN 61000-3-12 or with IEEE-519 for $I_{sc}/I_L < 50$. Schaffner Ecosine filters help to unburden the electrical infrastructure from excess loading and heat caused by current harmonics, and therefore support a better utilization of electric system capacity.

Lower harmonics also reduce the risk of system resonances and potential downtime of sensitive electronic equipment.

FN3416/18 filters upgrade standard motor drives to low-harmonic drives quickly and easily.

Typical Applications

- Three-phase power conversion equipment with front-end six-pulse rectifier (diode or SCR)
- Motor drives, like those used e.g. in pump and fan applications
- Battery chargers, incl. DC fast chargers for e-cars

Technical Specifications

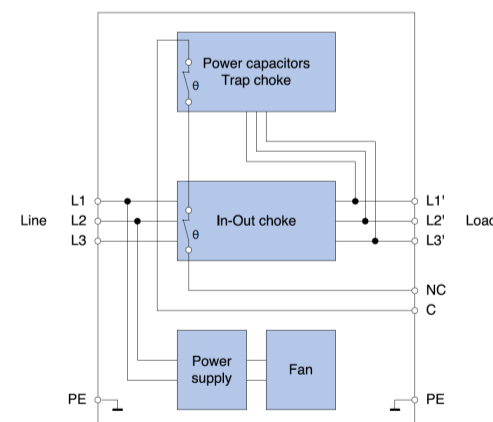
Nominal operating voltage	3x380 to 480 VAC ±10%
Overload capability	1.6x rated current for 1 minute, once per hour
Operating frequency	60 Hz ±1 Hz
Total harmonic current distortion THDi*	<10% @ rated power (with DC-Link choke) <15% @ rated power (without DC-Link choke)
Nominal motor drive input power rating	5 to 250 HP
High potential test voltage	P -> E 2500 VAC (2 sec)
Earthing system	TN, TT, IT
Efficiency	>98% @ nominal line voltage and power
Temperature range (operation and storage)	-25°C to +45°C fully operational +45°C to +70°C derated operation*** -25°C to +70°C transport and storage
Cooling	Internal fan cooling, unregulated
Protection category	IP 20
Flammability corresponding to	UL 94 V-0
Design corresponding to	UL 508, EN 61558-2-20, CE (LVD2006/95/EC)
SCCR**	100 kA

* System requirements: THVD <2%, line voltage unbalance <1%
Note: performance specifications in this datasheet refer to six-pulse diode rectifiers. SCR rectifier front-end will produce different results, depending upon the firing angle of the thyristors.

** External UL-rated fuses required.

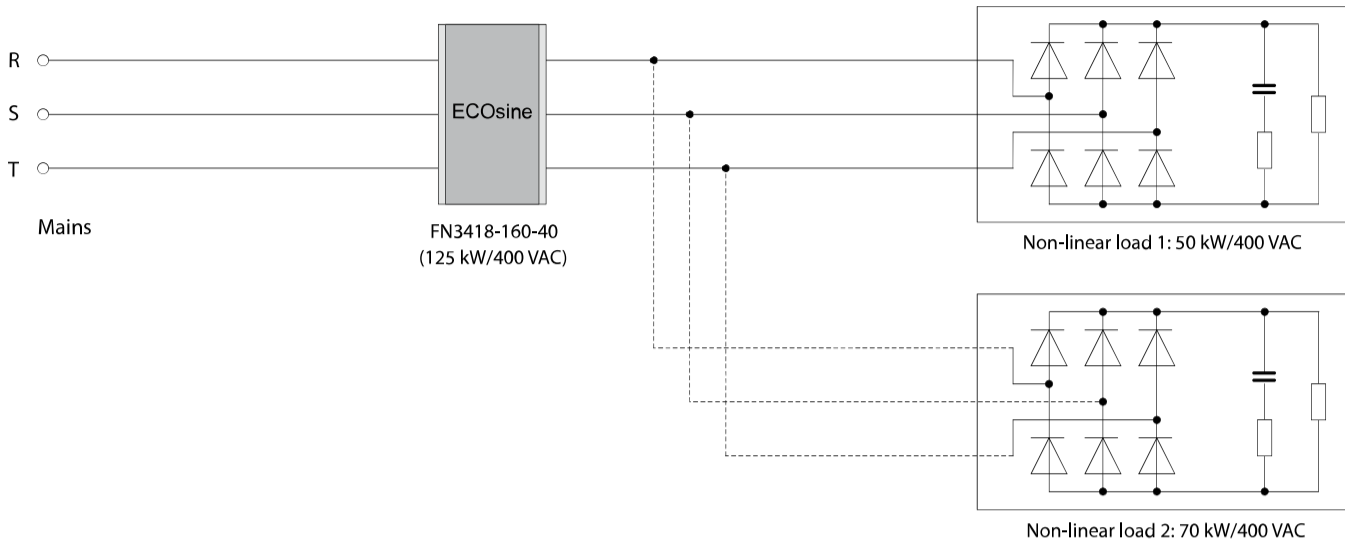
*** Iderated = $I_{nominal} \cdot \sqrt{(70^\circ\text{C} - T_{amb}) / 25^\circ\text{C}}$

Typical electrical schematic

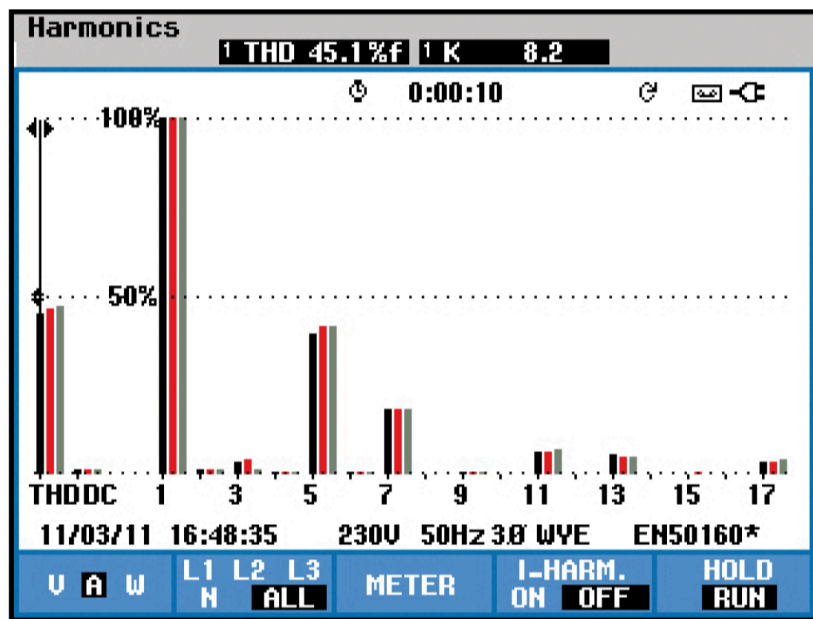


Filter Application

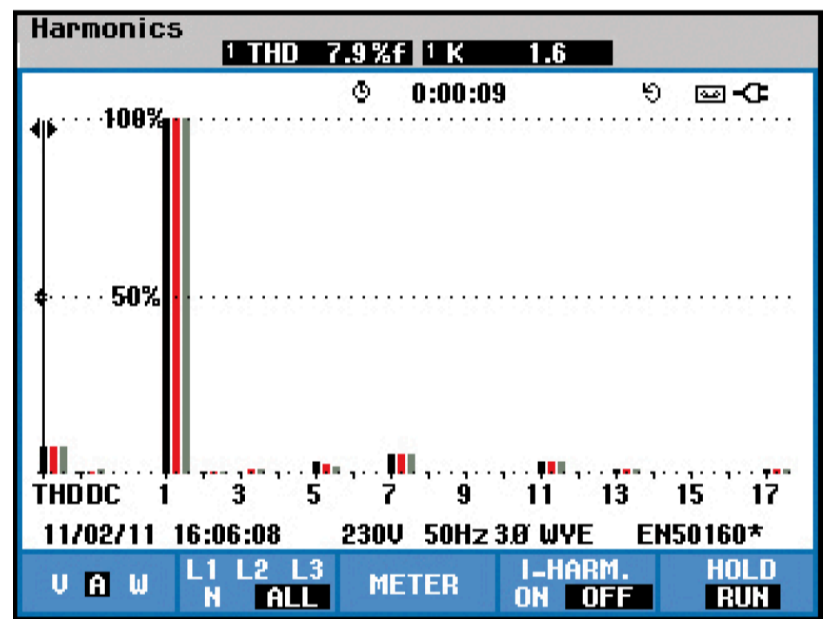
ECOsine filters are best installed directly at the input of 6-pulse rectifiers. It is possible to connect several non-linear loads (e.g. motor drives) in parallel. In this case the rating of the filter must match the sum of the power ratings of drives connected to it. The use of a (built-in) DC-link choke is recommended for best harmonics mitigation performance. If the expected input power exceeds the rating of the largest available filter, and a custom solution is not desired, then two or more filters can be wired in parallel. In this mode of operation, it is recommended to use filters with equal power ratings to ensure proper current sharing.



Typical Filter Performance



Motor drive with L_{dc}, without harmonic filter



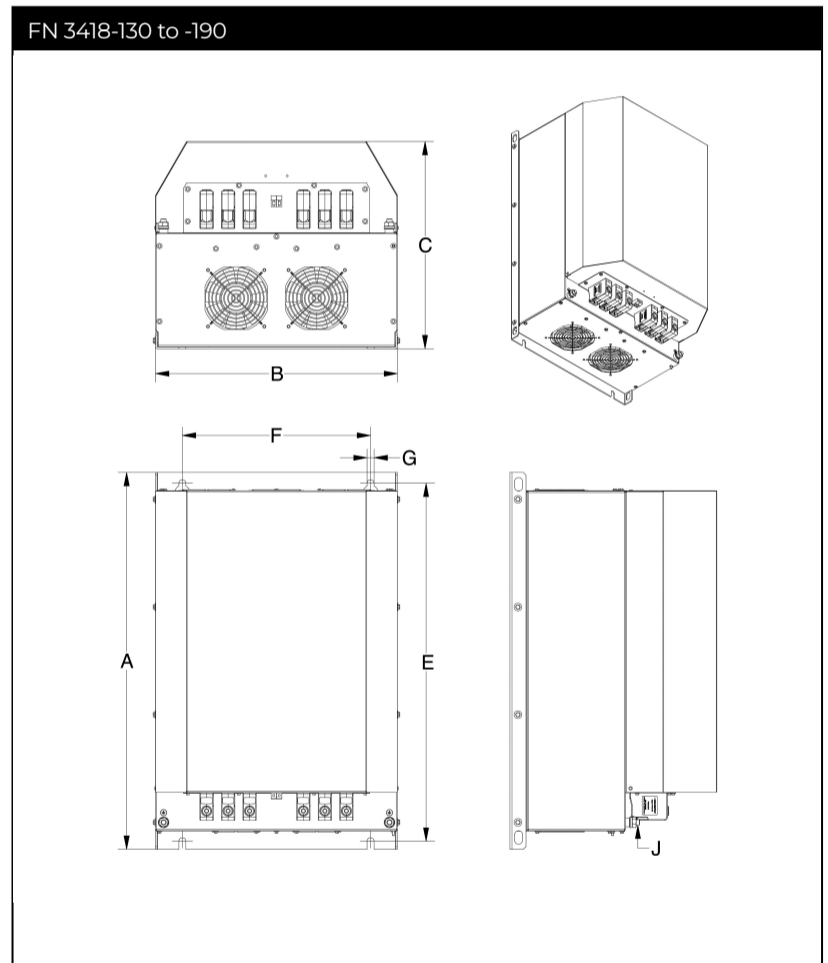
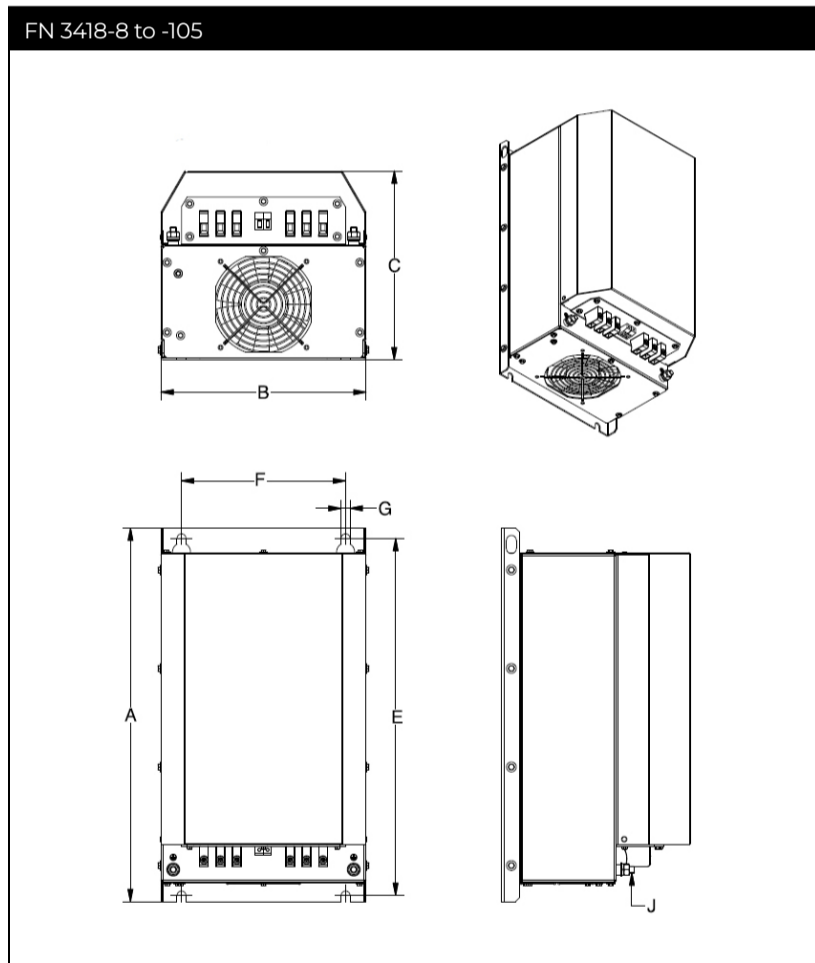
Motor drive with L_{dc}, with ECOsine FN 3418

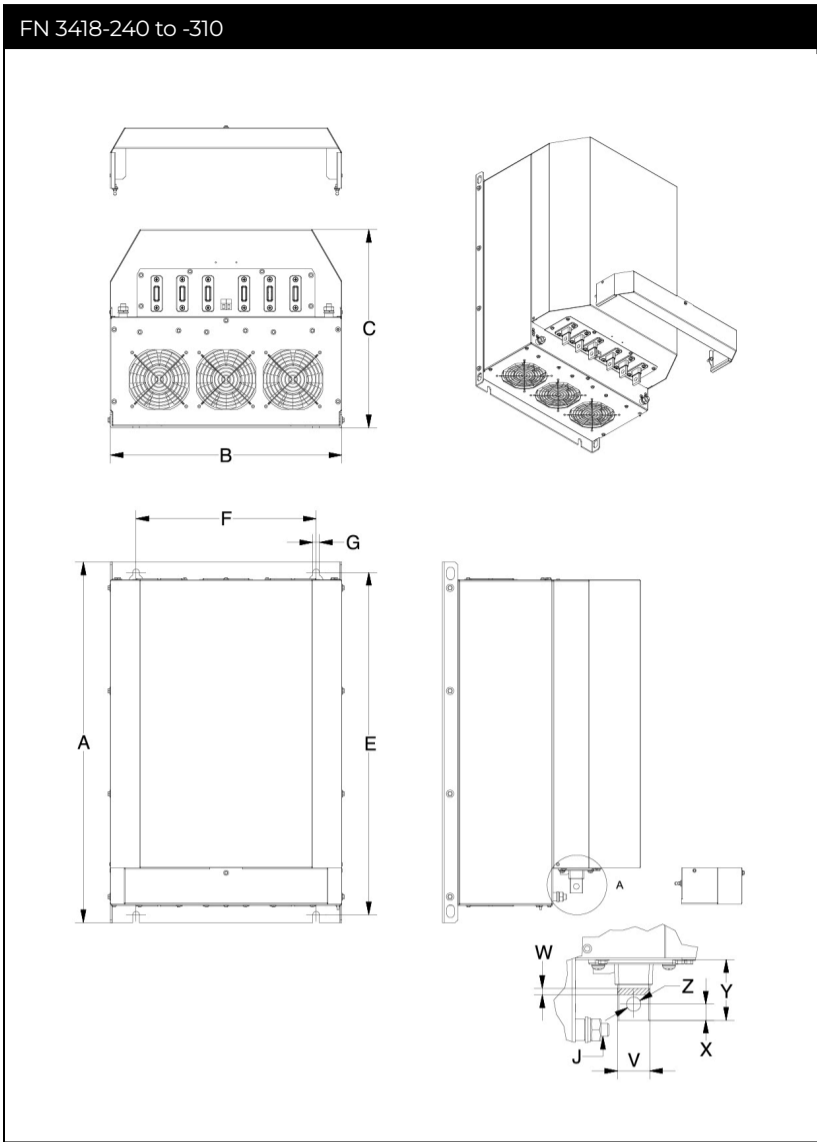
Filter*	Rated load power	Power loss**	Input /output connections	Weight
	@ 460 VAC/60 Hz	@ 25°C/60 Hz		
	[HP]	[W]		[kg]
FN 3418-8-44	5	41	-44	10
FN 3418-11-44	7.5	81	-44	10
FN 3418-15-44	10	72	-44	16
FN 3418-21-33	15	152	-33	20
FN 3418-28-33	20	214	-33	22
FN 3418-35-33	25	277	-33	25
FN 3418-41-33	30	289	-33	28
FN 3418-53-34	40	383	-34	38
FN 3418-65-34	50	393	-34	42
FN 3418-80-35	60	493	-35	45
FN 3418-105-35	75	514	-35	54
FN 3418-130-40	100	741	-40	78
FN 3418-160-40	125	832	-40	87
FN 3418-190-40	150	873	-40	100
FN 3418-240-99	200	876	-99	126
FN 3418-310-99	250	984	-99	135

* Filter to be selected by system voltage and load (motor drive) power. Note: the harmonic filter will reduce RMS input current. Therefore, filter selection by current rating, as it is common for EMC/EMI filters, is not recommended.

** Calculated power loss at rated load power.

Mechanical Data





Dimensions

FN 3418-...	8	11	15	21	28	35	41	53	65	80	105	130	160	190	240	310
A	390	390	390	455	455	455	455	520	520	580	580	700	700	700	700	700
B	185	185	185	250	250	250	280	280	280	280	280	450	450	450	450	450
C	190	190	190	230	230	230	230	248	248	248	248	385	385	385	385	385
E	370	370	370	435	435	435	435	500	500	555	555	665	665	665	665	665
F	140	140	140	200	200	200	200	225	225	225	225	350	350	350	350	350
G	9	9	9	11	11	11	11	11	11	11	11	13	13	13	13	13
J	M6	M6	M6	M8	M8	M8	M8	M8	M8	M8	M10	M10	M10	M10	M10	M10
V																25
W																6
X																12.5
Y																47
Z																11

All dimensions in mm; 1 inch = 25.4 mm
Tolerances according to: ISO 2768-m/EN 22768-m

Filter connector cross sections	-33	-34	-35	-40	-44
Solid wire	16 mm ²	35 mm ²	50 mm ²	95 mm ²	10 mm ²
Flex wire	10 mm ²	25 mm ²	50 mm ²	95 mm ²	6 mm ²
AWG type wire	AWG 6	AWG 2	AWG 1/0	AWG 4/0	AWG 8
Recommended torque	1.5–1.8 Nm	4.0–4.5 Nm	7–8 Nm	17–20 Nm	1.0–1.2 Nm

Please visit www.schaffner.com to find more details on filter connectors.

Installation

For more detailed information and step by step installation guidelines, please consult the user manual at www.schaffner.com or the installation instructions (delivered with each filter).

Headquarters, Global Innovation and Development

Switzerland

Schaffner Group

Industrie Nord
Nordstrasse 5
4542
Luterbach
+41 32 681 66 26
info@schaffner.com

Sales and Application Centers

Switzerland

Schaffner EMV AG

Industrie Nord
Nordstrasse 5
4542
Luterbach
+41 32 681 66 26
switzerlandsales@schaffner.com

China

Beijing Jingzhe Electronics Co.,Ltd.

Room 307, Building A, Jiahua Building, No.9
Shangdi 3rd Street, Haidian District
Beijing Yiting Ying
China
+86 13810880767
yingyiting@bjjingzhe.com

Singapore

Schaffner EMC Pte Ltd.

Blk 3015A Ubi Road 1 #05-09 Kampong Ubi
Industrial Estate
408705
Singapore
+65 63773283
singaporesales@schaffner.com

To find your local partner within
Schaffner's global network schaffner.com

© 2025 Schaffner Group

The content of this document has been carefully checked and understood. However, neither Schaffner nor its subsidiaries assume any liability whatsoever for any errors or inaccuracies of this document and the consequences thereof. Published specifications are subject to change without notice. Product suitability for any area of application must ultimately be determined by the customer. In all cases, products must never be operated outside their published specifications. Schaffner does not guarantee the availability of all published products. This disclaimer shall be governed by substantive Swiss law and resulting disputes shall be settled by the courts at the place of business of Schaffner Holding AG. Latest publications and a complete disclaimer can be downloaded from the Schaffner website. All trademarks recognized.